

MARUTI NANDAN PROPERTIES PRIVATE LTD.
BALANCE SHEET AS AT 31ST MARCH, 2025

(IN RUPEES HUNDRED)

| S. N | PARTICULARS | NOTE NO. | FIGURES AS AT THE END OF CURRENT REPORTING PERIOD | | FIGURES AS AT THE END OF PREVIOUS REPORTING PERIOD | |
|---------------------------------|--|----------|---|-------------|--|-------------|
| I EQUITY AND LIABILITIES | | | | | | |
| 1 | SHAREHOLDERS FUNDS | | | | | |
| | (a) SHARE CAPITAL | A | | 56,770.00 | | 56,770.00 |
| | (b) RESERVES AND SURPLUS | B | | (27,754.22) | | (17,011.81) |
| | TOTAL (1) | | | 29,015.78 | | 39,758.19 |
| 2 | NON-CURRENT LIABILITIES | | | | | |
| | (a) LONG TERM BORROWINGS | C | | 1,61,708.70 | | 94,301.20 |
| | (b) DEFERRED TAX LIABILITIES (NET) | | | - | | - |
| | (c) OTHER LONG-TERM LIABILITIES | | | - | | - |
| | (d) LONG-TERM PROVISIONS | | | - | | - |
| | TOTAL (3) | | | 1,61,708.70 | | 94,301.20 |
| 4 | CURRENT LIABILITIES | | | | | |
| | (a) SHORT TERM BORROWINGS | D | | 1,32,753.97 | | 1,29,410.00 |
| | (b) TRADE PAYABLES | E | | - | | - |
| | (c) OTHER CURRENT LIABILITIES | F | | 645.00 | | 1,157.42 |
| | (d) SHORT TERM PROVISIONS | G | | - | | - |
| | TOTAL (4) | | | 1,33,398.97 | | 1,30,567.42 |
| | TOTAL(1+2+3+4) | | | 3,24,123.45 | | 2,64,626.81 |
| II ASSETS | | | | | | |
| 1 | NON-CURRENT ASSETS | | | | | |
| | (a) PROPERTY, PLANT & EQUIPMENTS AND INTANGIBLE ASSETS | H | | | | |
| | (i) PROPERTY, PLANT & EQUIPMENT | | | 514.57 | | 712.98 |
| | (ii) INTANGIBLE ASSETS | | | - | | - |
| | (iii) CAPITAL WORK-IN-PROGRESS | | | 2,01,295.59 | | 1,50,160.73 |
| | (iv) INTANGIBLE ASSETS UNDER DEV. | | | - | | - |
| | (b) NON-CURRENT INVESTMENTS | | | - | | - |
| | (c) DEFERRED TAX ASSETS (NET) | I | | 441.94 | | 491.89 |
| | (d) LONG-TERM LOANS AND ADVANCES | J | | 697.90 | | 697.90 |
| | (e) OTHER NON-CURRENT ASSETS | K | | 5,176.59 | | 5,906.39 |
| | TOTAL (1) | | | 2,08,126.59 | | 1,57,969.89 |
| 2 | CURRENT ASSETS | | | | | |
| | (a) CURRENT INVESTMENTS | | | - | | - |
| | (b) INVENTORIES | L | | 77,889.09 | | 77,889.09 |
| | (c) TRADE RECEIVABLES | | | - | | - |
| | (d) CASH AND CASH EQUIVALENTS | M | | 1,854.17 | | 2,187.59 |
| | (e) SHORT-TERM LOANS AND ADVANCES | N | | 36,253.59 | | 26,580.23 |
| | (f) OTHER CURRENT ASSETS | | | - | | - |
| | TOTAL (2) | | | 1,15,996.85 | | 1,06,656.91 |
| | TOTAL(1+2) | | | 3,24,123.45 | | 2,64,626.81 |

FOR AND ON BEHALF OF THE BOARD OF DIRECTORS

(Signature)
DIRECTOR

(Signature)
DIRECTOR

(Signature)
DIRECTOR

AUDITOR'S REPORT

SIGNED IN TERMS OF OUR SEPARATE REPORT OF EVEN DATE

MAHESHWARI MANTRY & CO.
Chartered Accountants

PLACE: KOLKATA

DATED: The 25th Day Of September, 2025

(BIRENDRA KUMAR MANTRY-FCA, PROP.)

MEMBERSHIP NO: 052261



MARUTI NANDAN PROPERTIES PRIVATE LTD.
PROFIT & LOSS STATEMENT FOR THE YEAR ENDED 31ST MARCH, 2025

(IN RUPEES HUNDRED)

| S. N | PARTICULARS | NOTE NO. | FIGURES FOR THE CURRENT REPORTING PERIOD | FIGURES FOR THE PREVIOUS REPORTING PERIOD |
|------|--|----------|--|---|
| | REVENUE FROM OPERATIONS | | | |
| I | REVENUE FROM OPERATIONS | | - | - |
| II | OTHER INCOME | PL-1 | - | 1.86 |
| III | TOTAL REVENUE(I+II) | | - | 1.86 |
| IV | EXPENSES: | | | |
| a | COST OF MATERIAL CONSUMED | | - | - |
| b | PURCHASE OF STOCK-IN-TRADE | | - | - |
| c | CHANGES IN INVENTORIES OF FINISHED GOODS WORK-IN-PROGRESS AND STOCK -IN-TRADE | | - | - |
| d | EMPLOYEE BENEFITS EXPENSES | | - | - |
| e | FINANCE COSTS | PL-2 | 478.22 | - |
| f | DEPRECIATION AND AMORTIZATION EXPENSE | PL-3 | 198.41 | 300.07 |
| g | OTHER EXPENSES | PL-4 | 10,003.29 | 9,072.45 |
| | TOTAL EXPENSES | | 10,679.92 | 9,372.52 |
| | PROFIT BEFORE EXCEPTIONAL AND EXTRAORDINARY ITEMS AND TAX (III-IV) | | (10,679.92) | (9,370.66) |
| | EXCEPTIONAL ITEMS | | - | - |
| | PROFIT BEFORE EXTRAORDINARY ITEMS AND TAX (V-VI) | | (10,679.92) | (9,370.66) |
| | EXTRAORDINARY ITEMS | | - | - |
| | PROFIT BEFORE TAX (VII-VIII) | | (10,679.92) | (9,370.66) |
| | TAX EXPENSE | | | |
| a | CURRENT TAX | | | - |
| | INCOME TAX | | - | - |
| | MAT CREDIT | | - | - |
| b | EARLIAR YEARS TAX | | - | - |
| | INCOME TAX | | - | - |
| | MAT CREDIT | | - | - |
| c | DEFERRED TAX ASSET / (LIABILITY) | | (49.95) | (41.60) |
| | PROFIT(LOSS) FOR THE PERIOD FROM CONTINUING OPERATIONS (VII-VIII) | | (10,742.41) | (9,412.26) |
| | PROFIT(LOSS) FROM DISCONTINUING OPERATIONS | | - | - |
| | TAX EXPENSE OF DISCONTINUING OPERATIONS | | - | - |
| | PROFIT(LOSS) FROM DISCONTINUING OPERATIONS (AFTER TAX) (XII-XIII) | | - | - |
| | PROFIT (LOSS) FOR THE PERIOD (XI+XIV) | | (10,742.41) | (9,412.26) |
| | EARNING PER EQUITY SHARE | | | |
| a | BASIC | | -0.03 | -0.02 |
| b | DILUTED | | | |

FOR AND ON BEHALF OF THE BOARD OF DIRECTORS

AUDITOR'S REPORT
SIGNED IN TERMS OF OUR SEPARATE REPORT OF EVEN DATE

MARUTI NANDAN PROPERTIES PRIVATE LTD.

MARUTI NANDAN PROPERTIES PVT. LTD.

MAHESHWARI MANTRY & CO.
Chartered Accountants

DIRECTOR

DIRECTOR

Director

PLACE: KOLKATA

DATED: The 25th Day Of September, 2025

(BIRENDRA KUMAR MANTRY-FCA,PROP.)
MEMBERSHIP NO: 052261



MARUTI NANDAN PROPERTIES PRIVATE LTD.
NOTES TO AND FORMING PART OF BALANCE SHEET AS AT 31ST MARCH, 2025

| NOTE NO. | S.N | PARTICULARS | FIGURES AS AT THE END OF CURRENT REPORTING PERIOD | (IN RUPEES HUNDRED) FIGURES AS AT THE END OF PREVIOUS REPORTING PERIOD |
|----------|-----|-------------|---|---|
|----------|-----|-------------|---|---|

| | | | | |
|------------|--|--|-------------|-------------|
| A | | SHARE CAPITAL: | | |
| | | (1) AUTHORISED: | | |
| | | 10,00,000 Equity Shares of Rs.10/- each | 1,00,000.00 | 1,00,000.00 |
| | | (2) ISSUED, SUBSCRIBED & PAID UP | 1,00,000.00 | 1,00,000.00 |
| | | 5,67,700 (5,67,500) Equity Shares of Rs.10/- each | 56,770.00 | 56,770.00 |
| (a) | | Details of Shareholders holding more than 5 % (percent) shares in the Company | 56,770.00 | 56,770.00 |

| | As at 31-03-2025 | | As at 31-03-2024 | |
|--|------------------|--------------|------------------|--------------|
| | No. of Shares | % of Holding | No. of Shares | % of Holding |
| Equity Shares of ₹ 10 each fully paid-up | | | | |
| <u>Name of the Shareholders</u> | | | | |
| JHAWAR NATURAL FIBRES | 30,000.00 | 5.28% | 30,000.00 | 5.48% |
| ALOK KUMAR DAGA | 1,07,500.00 | 18.94% | 1,07,500.00 | 19.63% |
| SUMIT JHAWAR | 50,000.00 | 8.81% | 50,000.00 | 9.13% |
| VAIBHAV DAGA | 45,000.00 | 7.93% | 45,000.00 | 8.22% |

(b) Reconciliation of number of shares outstanding is set out below:

| | As at 31-03-2025 | | As at 31-03-2024 | |
|--|------------------|---------------------|------------------|---------------------|
| | No. of Shares | Amount (₹ Hundreds) | No. of Shares | Amount (₹ Hundreds) |
| Equity shares at the beginning of the year | 5,47,500.00 | 54,75,000.00 | 4,07,500.00 | 40,75,000.00 |
| Add: Shares issued during the year | 20,200.00 | 2,02,000.00 | 1,40,000.00 | 14,00,000.00 |
| Less: Buy Back | - | - | - | - |
| Equity shares at the end of the year | 5,67,700.00 | 56,77,000.00 | 5,47,500.00 | 54,75,000.00 |

(c) Shareholding of Promoters as at 31-03-2025

| SI No Promoter | No. of Shares | % of total shares | % Change during the Year |
|--------------------|---------------|-------------------|--------------------------|
| 1 DAMODAR DAS DAGA | 3,05,000.00 | 53.73% | 0.00% |


Shareholding of Promoters as at 31-03-2024

| SI No Promoter | No. of Shares | % of total shares | % Change during the Year |
|--------------------|---------------|-------------------|--------------------------|
| 1 DAMODAR DAS DAGA | 3,05,000.00 | 55.71% | 0.00% |

As per records of the Company, including its registers of Shareholders / Members and other declarations received from Shareholders regarding beneficial Interest, the above shareholding represents both legal and beneficial ownerships of shares.

B **RESERVE & SURPLUS:**

| | | | | |
|----------|--|---|-------------|-------------|
| 1 | | SURPLUS | | |
| | | AT THE BEGINNING OF THE ACCOUNTING PERIOD | (29,011.81) | (19,599.55) |
| | | ADDITIONS DURING THE YEAR | (10,742.41) | (9,412.26) |
| | | (BALANCE IN STATEMENT OF PROFIT & LOSS A/C) | - | - |
| | | ALLOCATIONS AND APPROPRIATIONS | - | - |
| | | TRANSFER TO/FROM RESERVES | - | - |
| | | AT THE END OF THE ACCOUNTING PERIOD | (39,754.22) | (29,011.81) |
| 2 | | SECURITIES PREMIUM | | |
| | | AT THE BEGINNING OF THE ACCOUNTING PERIOD | 12,000.00 | 12,000.00 |
| | | ADDITIONS DURING THE YEAR | - | - |
| | | (BALANCE IN STATEMENT OF PROFIT & LOSS A/C) | - | - |
| | | ALLOCATIONS AND APPROPRIATIONS | - | - |
| | | TRANSFER TO/FROM RESERVES | - | - |
| | | AT THE END OF THE ACCOUNTING PERIOD | 12,000.00 | 12,000.00 |
| | | | (27,754.22) | (17,011.81) |



MARUTI NANDAN PROPERTIES PVT. LTD.

(Signature)

Director

MARUTI NANDAN PROPERTIES PVT. LTD.


(Signature)

Director

MARUTI NANDAN PROPERTIES PRIVATE LTD.
NOTES TO AND FORMING PART OF BALANCE SHEET AS AT 31ST MARCH, 2025

(IN RUPEES HUNDRED)

| NOTE NO. | S.N | PARTICULARS | FIGURES AS AT THE END OF CURRENT REPORTING PERIOD | FIGURES AS AT THE END OF PREVIOUS REPORTING PERIOD |
|----------|-----|--|---|--|
| C | | LONG TERM BORROWINGS | | |
| | | UNSECURED LONG TERM BORROWINGS: | | |
| | | FROM DIRECTOR & SHAREHOLDERS | | |
| | | DAMODAR DAS DAGA | 36,091.20 | 31,091.20 |
| | | ABHAY DAGA | 29,000.00 | 15,000.00 |
| | | ALOK KUMAR DAGA | 43,460.00 | 35,210.00 |
| | | ALOK KUMAR DAGA HUF | 12,000.00 | 10,000.00 |
| | | PUSHPA DEVI PUROHIT | 2,657.50 | 2,500.00 |
| | | VAIBHAV DAGA | 500.00 | 500.00 |
| | | UMA DEVI DAGA (LOAN) | 38,000.00 | |
| | | GRAND TOTAL | 1,61,708.70 | 94,301.20 |
| | | CURRENT LIABILITIES | | |
| D | | SHORT-TERM BORROWINGS: | | |
| | | ADVANCE AGAINST OFFICE BOOKING | 1,32,643.97 | 1,29,300.00 |
| | | ADVANCE FOR CONSTRUCTION | 110.00 | 110.00 |
| | | | 1,32,753.97 | 1,29,410.00 |
| E | | TRADE PAYABLES | - | - |
| F | | OTHER CURRENT LIABILITIES | | |
| | 2 | OTHERS | 600.00 | 1,097.40 |
| | 3 | RENT PAYABLE | 45.00 | 60.02 |
| | | | 645.00 | 1,157.42 |
| G | | SHORT TERM PROVISIONS | | |
| | | PROVISION FOR TAXES | - | - |
| | | | - | - |
| H | (a) | PROPERTY, PLANT & EQUIPMENT AND INTANGIBLE ASSETS | | |
| | (i) | PROPERTY, PLANT & EQUIPMENT | | |
| | | GROSS BLOCK | | |
| | | ASSETS | | |
| | | | OP. BALANCE | ADDITION |
| | | | DELETION | TOTAL |
| | 1 | FURNITURE AND FIXTURE | 56.18 | - |
| | 2 | COMPUTER & PRINTER | 431.17 | - |
| | 3 | PLANT AND EQUIPMENTS | 35.00 | - |
| | 4 | OFFICE EQUIPMENT | 74.20 | - |
| | 5 | MOBILE PHONE | 856.46 | - |
| | 6 | MOTOR CAR | 6,000.00 | - |
| | | | 7,453.01 | - |
| | | TOTAL OF THIS YEAR | 7,453.01 | - |
| | | GRAND TOTAL | 7,453.01 | - |
| | | TOTAL OF THE PREVIOUS YEAR | 7,453.01 | - |
| | | DEPRECIATION BLOCK | | |
| | 1 | FURNITURE AND FIXTURE | 53.37 | - |
| | 2 | COMPUTER & PRINTER | 411.43 | - |
| | 3 | PLANT AND EQUIPMENTS | 33.25 | - |
| | 4 | OFFICE EQUIPMENT | 67.94 | 0.79 |
| | 5 | MOBILE PHONE | 825.16 | - |
| | 6 | MOTOR CAR | 5,348.88 | 197.62 |
| | | | 6,740.03 | 198.41 |
| | | TOTAL OF THIS YEAR | 6,740.03 | 198.41 |
| | | GRAND TOTAL | 6,740.03 | 198.41 |
| | | TOTAL OF THE PREVIOUS YEAR | 6,439.96 | 300.07 |



MARUTI NANDAN PROPERTIES PVT. LTD.

M. Anand Das

Director

MARUTI NANDAN PROPERTIES PVT. LTD.

[Handwritten Signature]

Director

MARUTI NANDAN PROPERTIES PRIVATE LTD.
NOTES TO AND FORMING PART OF BALANCE SHEET AS AT 31ST MARCH, 2025

(IN RUPEES HUNDRED)

| NOTE NO. | S.N | PARTICULARS | FIGURES AS AT THE END OF CURRENT REPORTING PERIOD | FIGURES AS AT THE END OF PREVIOUS REPORTING PERIOD |
|----------|-----|--|---|--|
| | | NET BLOCK | LAST YEAR | THIS YEAR |
| 1 | | FURNITURE AND FIXTURE | 2.81 | 2.81 |
| 2 | | COMPUTER & PRINTER | 19.74 | 19.74 |
| 3 | | PLANT AND EQUIPMENTS | 1.75 | 1.75 |
| 4 | | OFFICE EQUIPMENT | 6.26 | 5.47 |
| 5 | | MOBILE PHONE | 31.30 | 31.30 |
| 6 | | MOTOR CAR | 651.12 | 453.50 |
| | | TOTAL OF THIS YEAR | 712.98 | 514.57 |
| | | GRAND TOTAL | 712.98 | 514.57 |
| | | TOTAL OF THE PREVIOUS YEAR | 1,013.05 | 712.98 |
| (iii) | | CAPITAL WORK IN PROGRESS | 2,01,295.59 | 1,50,160.73 |
| | | | 2,01,295.59 | 1,50,160.73 |
| I | (c) | DEFERRED TAX ASSETS (NET): | 441.94 | 491.89 |
| J | (d) | LONG TERM LOANS AND ADVANCES: | 441.94 | 491.89 |
| | | DEPOSIT WITH CESC | 697.90 | 697.90 |
| | | | 697.90 | 697.90 |
| K | | OTHER NON-CURRENT ASSETS: | | |
| | | KOLKATA MUNICIPAL CORPORATION | 5,176.59 | 5,906.39 |
| | | | 5,176.59 | 5,906.39 |
| L | (b) | INVENTORIES | | |
| | | LAND AT 18A VIVEKANAND ROAD | 21,128.40 | 21,128.40 |
| | | OFFICE AT 29B KALI KRISHNA TAGORE STREET | 56,760.69 | 56,760.69 |
| | | | 77,889.09 | 77,889.09 |
| M | (d) | CASH & CASH EQUIVALENTS: | | |
| | (a) | BALANCE WITH BANKS | | |
| | | IN CURRENT ACCOUNTS: | | |
| | | YES BANK | 1,154.18 | 1,354.66 |
| | (b) | CASH IN HAND | 699.99 | 832.93 |
| | | | 1,854.17 | 2,187.59 |
| N | (e) | SHORT TERM LOANS & ADVANCES: | | |
| | | (UNSECURED CONSIDERED GOOD UNLESS OTHERWISE STATED) | | |
| | | ADVANCES RECOVERABLE IN CASH OR IN KIND FOR THE VALUE TO BE RECEIVED | | |
| | | (1) ADVANCE TO PARTIES | | |
| | | ADVANCE TO LANDLORDS | 7,093.00 | 7,093.00 |
| | | ADVANCE FOR LAND | 3,000.00 | 3,000.00 |
| | | K. M. ENTERPRISE | 1,000.00 | - |
| | | (2) BALANCE WITH REVENUE AUTHORITIES | | |
| | | GST RECIVABLE | 25,009.36 | 16,336.00 |
| | | MAT CREDIT ENTITLEMENT AY 22-23 | 151.23 | 151.23 |
| | | | 36,253.59 | 26,580.23 |



MARUTI NANDAN PROPERTIES PVT. LTD.

Atch. ur. Des.

Director

MARUTI NANDAN PROPERTIES PVT. LTD.

[Handwritten Signature]

Director

MARUTI NANDAN PROPERTIES PRIVATE LTD.
NOTES TO AND FORMING PART OF BALANCE SHEET AS AT 31ST MARCH, 2025

(IN RUPEES HUNDRED)

| NOTE NO. | S.N | PARTICULARS | FIGURES AS AT THE END OF CURRENT REPORTING PERIOD | FIGURES AS AT THE END OF PREVIOUS REPORTING PERIOD |
|----------|-----|--|---|--|
| | | NET BLOCK | LAST YEAR | THIS YEAR |
| 1 | | FURNITURE AND FIXTURE | 2.81 | 2.81 |
| 2 | | COMPUTER & PRINTER | 19.74 | 19.74 |
| 3 | | PLANT AND EQUIPMENTS | 1.75 | 1.75 |
| 4 | | OFFICE EQUIPMENT | 6.26 | 5.47 |
| 5 | | MOBILE PHONE | 31.30 | 31.30 |
| 6 | | MOTOR CAR | 651.12 | 453.50 |
| | | TOTAL OF THIS YEAR | 712.98 | 514.57 |
| | | GRAND TOTAL | 712.98 | 514.57 |
| | | TOTAL OF THE PREVIOUS YEAR | 1,013.05 | 712.98 |
| (iii) | | CAPITAL WORK IN PROGRESS | 2,01,295.59 | 1,50,160.73 |
| | | | 2,01,295.59 | 1,50,160.73 |
| I | (c) | DEFERRED TAX ASSETS (NET): | 441.94 | 491.89 |
| | | | 441.94 | 491.89 |
| J | (d) | LONG TERM LOANS AND ADVANCES: | | |
| | | DEPOSIT WITH CESC | 697.90 | 697.90 |
| | | | 697.90 | 697.90 |
| K | | OTHER NON-CURRENT ASSETS: | | |
| | | KOLKATA MUNICIPAL CORPORATION | 5,176.59 | 5,906.39 |
| | | | 5,176.59 | 5,906.39 |
| L | (b) | INVENTORIES | | |
| | | LAND AT 18A VIVEKANAND ROAD | 21,128.40 | 21,128.40 |
| | | OFFICE AT 29B KALI KRISHNA TAGORE STREET | 56,760.69 | 56,760.69 |
| | | | 77,889.09 | 77,889.09 |
| M | (d) | CASH & CASH EQUIVALENTS : | | |
| | | (a) BALANCE WITH BANKS | | |
| | | IN CURRENT ACCOUNTS: | | |
| | | YES BANK | 1,154.18 | 1,354.66 |
| | | (b) CASH IN HAND | 699.99 | 832.93 |
| | | | 1,854.17 | 2,187.59 |
| N | (e) | SHORT TERM LOANS & ADVANCES: | | |
| | | (UNSECURED CONSIDERED GOOD UNLESS OTHERWISE STATED) | | |
| | | ADVANCES RECOVERABLE IN CASH OR IN KIND FOR THE VALUE TO BE RECEIVED | | |
| | | (1)ADVANCE TO PARTIES | | |
| | | ADVANCE TO LANDLORDS | 7,093.00 | 7,093.00 |
| | | ADVANCE FOR LAND | 3,000.00 | 3,000.00 |
| | | K .M. ENTERPRISE | 1,000.00 | |
| | | (2)BALANCE WITH REVENUE AUTHORITIES | | |
| | | GST RECIVABLE | 25,009.36 | 16,336.00 |
| | | MAT CREDIT ENTITLEMENT AY 22-23 | 151.23 | 151.23 |
| | | | 36,253.59 | 26,580.23 |



MARUTI NANDAN PROPERTIES PVT. LTD.

(Signature)

Director

MARUTI NANDAN PROPERTIES PVT. LTD.

(Signature)

Director

MARUTI NANDAN PROPERTIES PRIVATE LTD.
NOTES TO AND FORMING PART OF STATEMENT OF PROFIT AND LOSS FOR THE YEAR ENDED 31ST MARCH, 2025

| | | (IN RUPEES HUNDRED) | |
|----------|--|--|---|
| NOTE NO. | PARTICULARS | FIGURES FOR THE CURRENT REPORTING PERIOD | FIGURES FOR THE PREVIOUS REPORTING PERIOD |
| -1 | OTHER INCOME | | |
| | INTEREST RECEIVED | - | 1.86 |
| | | - | 1.86 |
| -1 | FINANCIAL COSTS: | | |
| | INTEREST | 478.22 | - |
| | | 478.22 | - |
| -2 | DEPRECIATION AND AMORTZATION EXPENSE: | | |
| | DEPRECIATION | 198.41 | 300.07 |
| | | 198.41 | 300.07 |
| -3 | OTHER EXPENSES: | | |
| | ADMINISTRATIVE EXPENSE | | |
| | AUDIT FEES | 100.00 | 150.00 |
| | DONATION | - | 220.00 |
| | MAINTENANCE CHARGE | 88.00 | 138.00 |
| | CONVEYANCE & TRAVELLING EXPENSES | 402.36 | 202.00 |
| | ELECTRIC CHARGES | 108.00 | 165.48 |
| | FILING FEE | 59.20 | 246.32 |
| | TELEPHONE EXPENSES | - | - |
| | MOTOR CAR EXP | 183.22 | 56.65 |
| | PROFESSIONAL CHARGES | 215.50 | - |
| | ADVERTISEMENT & SALES PROMOTION | 210.00 | - |
| | RATES & TAXES | 246.49 | 498.26 |
| | LEGAL EXPENSES | 250.00 | - |
| | GENERAL EXP | 286.60 | 178.18 |
| | RENT | 507.12 | 466.56 |
| | SALARY | 7,346.80 | 6,751.00 |
| | | 10,003.29 | 9,072.45 |

MARUTI NANDAN PROPERTIES PVT. LTD.

Ar. M. M. D. S. N.

Director

MARUTI NANDAN PROPERTIES PVT. LTD.

[Handwritten Signature]

Director



MARUTI NANDAN PROPERTIES PRIVATE LTD.
CASH FLOW STATEMENT AS ON 31ST MARCH 2025

Amount (₹ Hundre

| | 31.3.2024 | 31.3.2023 |
|---|------------|------------|
| A Cash Flow From Operating Activities: | | |
| Profit Before Tax | -10,679.92 | -9,370. |
| Adjustments For: | | |
| Depreciation/ Amortisation | 198.41 | 300. |
| Finance Costs | 478.22 | - |
| Interest/Dividend Income | - | -1. |
| Operating Profit before Working Capital Changes | -10,003.29 | -9,072. |
| Adjustments For: | | |
| Trade and other receivables | - | - |
| Trade and other Payables | - | -2,587.5 |
| Other Current Assets | - | - |
| Other Current Liabilities | -512.42 | 14.4 |
| Cash generated from operations | -10,515.71 | -11,645.4 |
| Adjustment of Direct & Indirect Tax | 8,685.90 | -47.9 |
| Cash Flow before Prior period items | -19,201.61 | -11,597.5 |
| Prior Period Item | | |
| Net Cash Flow from Operating Activities (a) | -19,201.61 | -11,597.5 |
| B Cash Flow From Investing Activities | | |
| Interest/Dividend Income | - | 1.80 |
| Purchase/Sale of Fixed Assets | - | - |
| (Increase)/Decrease in Capital Work In Progress | -51,134.86 | -32,775.00 |
| (Increase)/Decrease in Other Non-current Assets | 729.80 | - |
| (Increase)/Decrease in short term Loan & advances | -1,000.00 | -5,675.58 |
| Net Cash flow from Investing Activities (b) | -51,405.06 | -38,448.72 |
| C. Cash Flow From financing Activities | | |
| Finance Costs | -478.22 | - |
| Increase/(Decrease) in Short Term Borrowings | 3,343.97 | 7,000.00 |
| Proceeds from issue of shares | - | 2,020.00 |
| Loans Received/(Repaid) | 67,407.50 | 40,681.20 |
| Net Cash Flow From Financing Activities (c) | 70,273.25 | 49,701.20 |
| Net Cash Increase/Decrease in Cash & Cash Equivalents (a+b+c) | -333.42 | -345.06 |
| Cash & Cash Equivalents as at beginning of the year | 2,187.59 | 2,532.65 |
| Cash & Cash Equivalents as at end of the year | 1,854.17 | 2,187.59 |


Previous year's figures have been re-grouped/re-arranged where ever necessary to conform to the current year's presentation.
The accompanying notes are an integral part of the financial statements.
As per our report of even date attached

MAHESHWARI MANTRY & CO
Chartered Accountants
FRN:315090E

BIRENDRA KUMAR MANTRY-FCA, PROP
Membership No:052261

PLACE : KOLKATA

DATED: The 25th Day Of September, 2025



MARUTI NANDAN PROPERTIES PVT LTD
[Signature]
Director
(Director)